

Workforce Focus

From the Sudbury & Manitoulin
Workforce Partnerships Board

In this Issue:

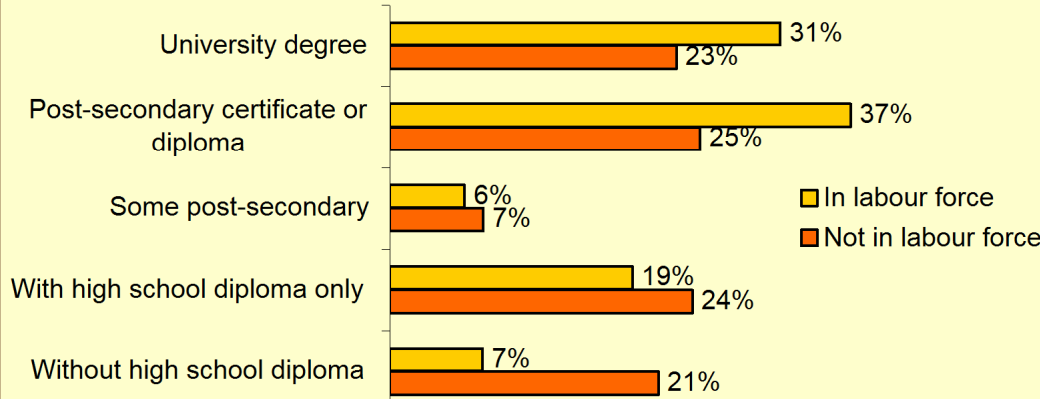
Labour Force Participation

- Non-participant education levels
- Rates by population groups

Labour force participants are those age fifteen and older who are employed or are actively seeking employment.

Educational Compositions

Share of populations in and out of the labour force by highest educational attainment
Ages 25-54, Ontario 2008



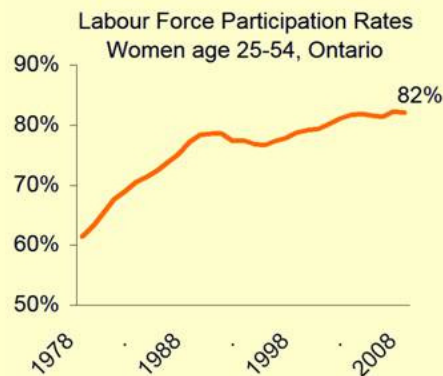
Source: Labour Force Survey, Statistics Canada, 2008

Though the education level of non-participants is collectively lower than that of labour force participants, the population outside of the labour force is becoming higher educated. From 1998 to 2008, the share of non-participants with a university degree increased by 10%, while the share without a high school diploma decreased by 10%. However, the greatest variance between participants and non-participants remains in the share without a high school diploma.

Groups in Focus

Women

Except for a brief period during the recession of the early 1990s when their participation rate stalled around 75%, the proportion of women in Ontario's labour force grew steadily until 2004. Since then, rates have hovered around 82%. Recently slight gains in the share of married or common-law women participating have been offset by drops in the share of single, separated, divorced, and widowed women.



Source: Luffman, Perspectives on Labour and Income, Statistics Canada, September 2006.

People with Disabilities

In 2006, 44% of people with disabilities in Canada were not in the labour force compared to 20% of people without disabilities. Progress towards inclusion may actually have declined as only 65% of workers with disabilities who felt they required a job redesign had received one in 2006 compared to 80% in 2001. The provision of human support also declined from 83% to 56% over this period.

Participation Rates by Disability

Hearing	64%
Seeing	50%
Communication	38%
Mobility	54%
Agility	53%
Pain	60%
Learning	48%
Memory	40%
Developmental	33%
Psychological	45%

Source: Participation and Activity Limitation Survey, Statistics Canada, 2006.

Older Participants

The share of Ontario's population over age 55 participating in the labour force increased by 10% from 1998 to 2008. A large generation of women with higher rates of participation than their predecessors are reaching near-retirement age and subsequently raising the participation rate of the population over age 55. Increasing levels of educational attainment among older workers is also a contributor as higher credentials translate to higher participation rates.



Source: Marshall & Ferrao, Perspectives on Labour and Income, Statistics Canada, August 2007



Contact the **Sudbury & Manitoulin Workforce Partnerships Board** at:

109 Elm St. Suite 110, Sudbury, ON, P3C 1T4

(705) 675-5822 or 1-800-344-6581

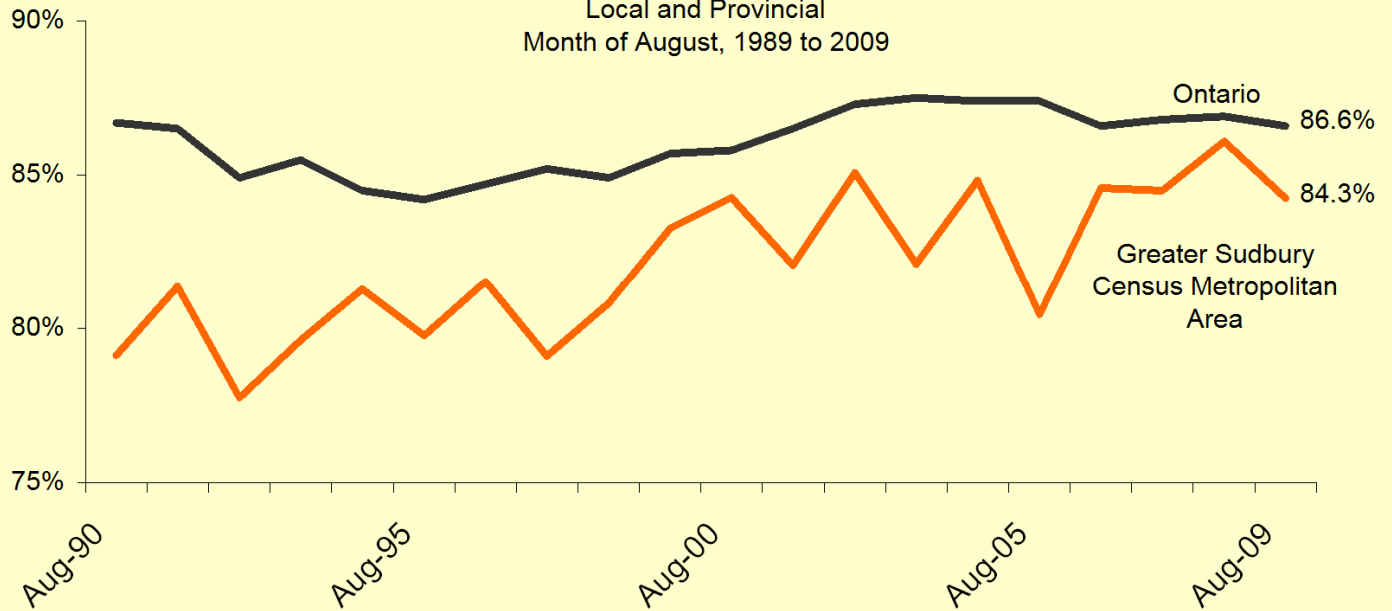
E-mail: ltab@smtab.on.ca

Web: www.workforcepartnerships.ca

Created by:
Dane Rice

Participation Rates

Ages 25 to 54
Local and Provincial
Month of August, 1989 to 2009



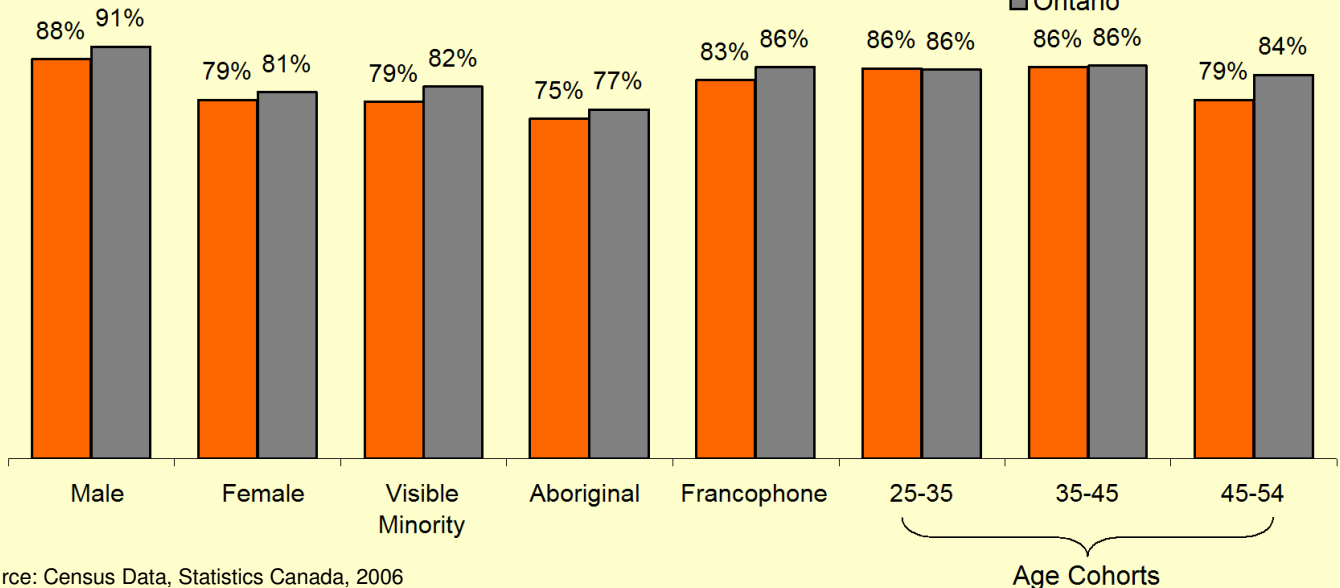
Source: Labour Force Survey, Statistics Canada, 2009

Despite fluctuations along the way, the labour force participation rate of the Greater Sudbury Census Metropolitan Area has increased significantly over the past 19 years. The participation rate among local males has been slightly below average for most of these years, while the rate among local women has increased over time and essentially matched the provincial average for women in three of the past four years.

Participation Rates by Group

Ages 25 to 54
Sudbury, Greater Sudbury and Manitoulin, 2006

■ Sudbury, Greater Sudbury and Manitoulin
■ Ontario



Source: Census Data, Statistics Canada, 2006

Examining how the local core working age population compared to provincial counterparts in 2006, the greatest difference was seen in the lower than average share of local people age 45 to 54 participating in the labour force.

**EMPLOYMENT
ONTARIO**

SEE MORE LABOUR MARKET INFORMATION ON THE
WEB AT WWW.WORKFORCEPARTNERSHIPS.CA



Ontario

THE VIEWS EXPRESSED IN THIS DOCUMENT DO NOT NECESSARILY REFLECT THOSE OF
THE GOVERNMENT OF ONTARIO.

Workforce Focus is an original publication of the Elgin, Middlesex, Oxford Local Training Board